College Sport Auckland & Junior Regatta

14 & 15 February 2026

Regatta Information & Safety Briefing

Please read the regatta conditions posted on the rowIT "profile" tab for this regatta!

https://www.karapirorowing.com/christmas-regatta/

WELCOME

RACE COMMITEE

- Chief Umpire – Adele Marsden
- Chief Starter – Colin Birch
- Chief Judge – Twan VD & Kim Harrison
- Organizing Rep – Steve Brine
- Association Rep – Richard van Dijk

OTHER KEY REGATTA OFFICALS

- Chief Compliance – Kim Harrison & Jack Quirk
- Chief Safety Officer – Greg Liddy
- Regatta Control – Tricia Balle
- Event Manager – Carol Howard

Auckland College Sport

SAFETY OFFICER

- As the key representative and Safety Officer for the Regatta, it is YOUR responsibility to ensure that the information shared in this presentation is shared with ALL the relevant people within your club/school.

- There is important information in this presentation including Rules of the Regatta, Regatta Control and Safety.

YOU MUST ENSURE ALL THIS INFORMATION IS PASSED ON

Auckland College Sport

Karāpiro Rowing

ROWING NEW ZEALAND

Boat Holders

NZ National Rowing Championships:

We require boat holders for Wednesday 18th February

If you are able to assist, please email operations@karapirorowing.com

Auckland College Sport

Karāpiro Rowing

ROWING NEW ZEALAND

MEASLES & INFECTIOUS DISEASES

Letter sent to ALL Clubs / Schools on Friday 5th December

All clubs/schools are to take responsibility within their own Health and Safety plans to manage their competitors' health including immunisations and the spread of any infectious diseases.

Please DO NOT ATTEND any EVENT at Lake Karāpiro if:

You are sick or show symptoms of measles OR Gastro / Vomiting events. – instead, stay home and seek healthcare advice from your doctor, healthcare professional, Hauora Māori provider or Pacific health provider. You can also call Healthline on 0800 611 116 anytime for free advice and support.

If you are not immune to measles and measles is currently circulating in your area, please carefully consider if you need to attend. This is because measles can spread easily to anyone who is not immune.

If you become unwell during the event, or are concerned about someone else, please seek medical assistance immediately and follow any health advice. You may need to return home or to your accommodation and isolate from others.

Please inform the Chief Safety Officer directly if any positive cases of measles OR Gastro / Vomiting events occur in your squad while at Lake Karāpiro or afterwards for a period of 7 days.

You can also call **Healthline anytime on 0800 611 116** for free advice and support.

Auckland College Sport

Karāpiro Rowing

ROWING NEW ZEALAND

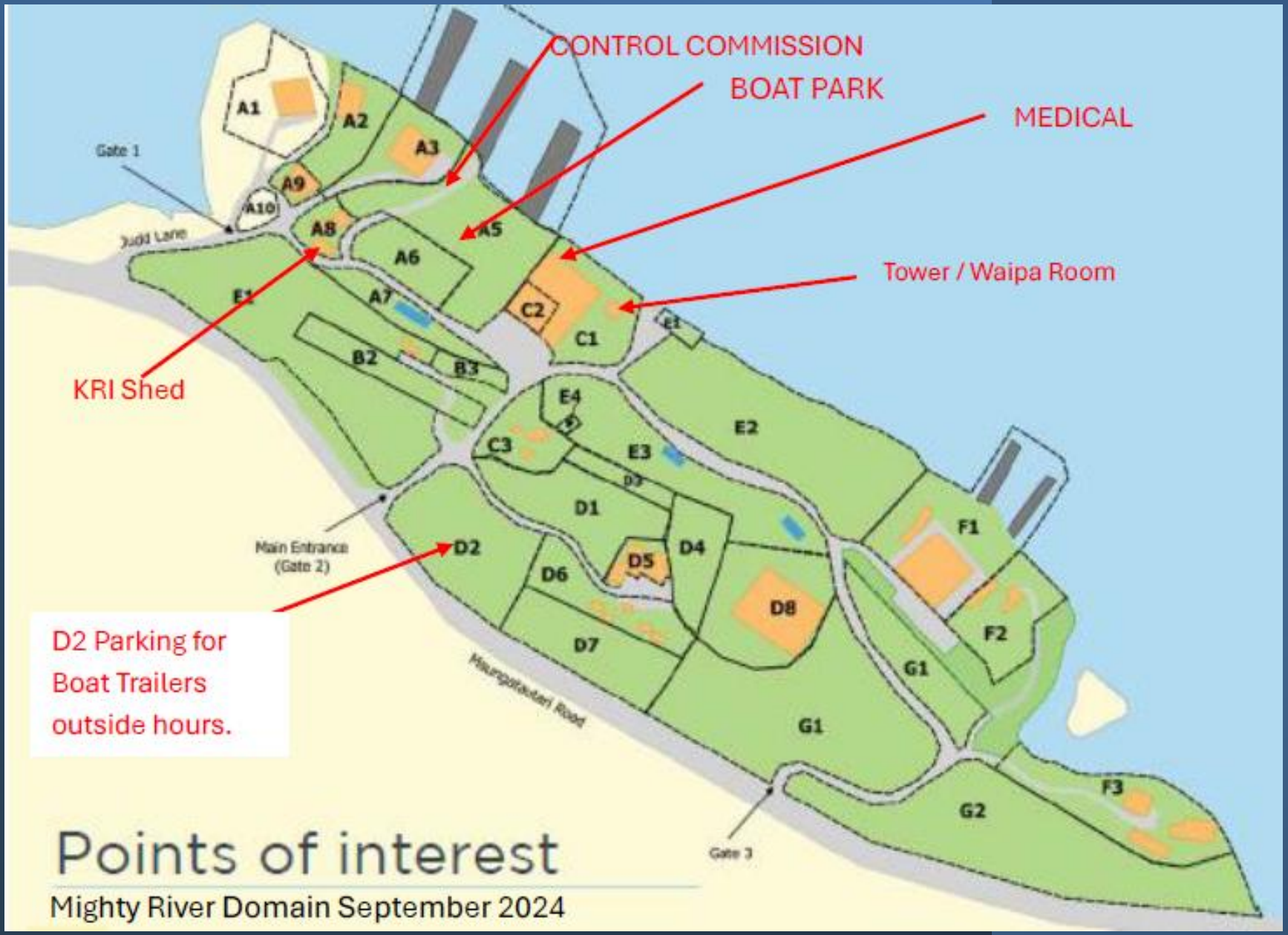
CONTROL COMMISSION
BOAT PARK
MEDICAL
Tower / Waipa Room
KRI Shed
D2 Parking for Boat Trailers outside hours.
Gate 1
Judd Lane
Main Entrance (Gate 2)
Maungatautari Road
Gate 3
A1
A2
A3
A5
A6
A7
A8
A9
A10
B2
B3
C1
C2
C3
D1
D2
D4
D5
D6
D7
D8
E1
E2
E3
E4
F1
F2
F3
G1
G2
Points of interest
Mighty River Domain September 2024

LOCATIONS

CHIEF UMPIRE & SAFETY OFFICER

- Upstairs of the Sir Don Rowlands, in the Karāpiro room

COACHES' ROOM

- There will be no coaches’ room at this event

VENUE

- **PHOTOGRAPHY:** The Start pontoon and boat park are restricted to accredited photographers (pink tabards) only

- **CYCLING & SCOOTERS:** No RIDING of cycles or scooters in the venue, IT'S DANGEROUS.

- **DOGS:** Please no dogs on site. $300 fine can be issued by Waipa District Council

- **ALCOHOL/SMOKE/DRUG FREE:** This regatta is a smoke, vape, alcohol and drug free event

CHECK

CLEAN

DRY

when you move between lakes and rivers

The Clam has now been found at Lake Rotomanu (North of New Plymouth)



CHECK CLEAN DRY REGATTA PROTOCOL

- All clubs (regardless of your home waterway) are to follow the Check Clean Dry protocols prior to leaving this event.
- Includes boats, oars, coach boats and any equipment or gear that gets wet.
- Wash Station located outside the KRI Shed, please feel free to bring along hose pipes and connect to any taps in the Domain.
- Please bring containers to soak any absorbent material in on way home

Auckland College Sport

Karāpiro Rowing

ROWING NEW ZEALAND

WASTE MANAGEMENT

Sort Yourself Waste Station

Please use reusable bottles and containers where possible.

KRI would like to encourage all clubs to sort your refuse within the confines of your own tent, making delivery and processing faster.

Only transparent bags will be accepted (no black bags).

Location: next to first block of toilets on the Spectator Embankment

All clubs are requested to assist in picking up litter in your area at the end of the day – let's leave the site the way we found it.

PARKING

Gate 1/ Judd Lane	Competitor drop off (no parking), use roundabout Boat trailers and support vehicles (displaying support vehicle pass)
Gate 2	Support vehicles (displaying support vehicle pass) Buses (big ones) Race Officials, volunteers and VIPs
Gate 3	Minivans and Coaches PUBLIC PARKING

ONLY EFTPOS ACCEPTED

ABSOLUTELY NO PARKING OR DROP OFFS ALONG MAUNGATAUTARI ROAD.

TRAFFIC

A reminder for all travelling to and from the Regatta

Road Closure:
SH 01 Rangipo to Waiouru
Night Road Closure due to road rebuilding works on SH1 between Rangipo and Waiouru,

15th Feb to 9th March - Sunday to Thursday nights, 7pm-6am

Speed restrictions will be in place during the day. Expect delays.

Start 15 Feb 2026 7:00pm **End** 9 Mar 2026 6:00am

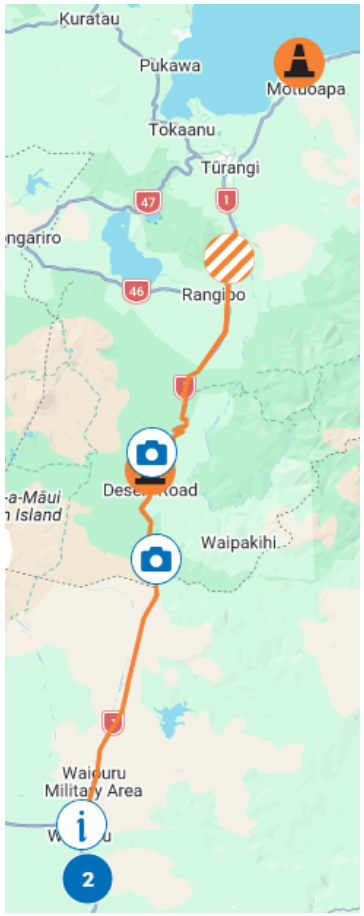

Watch for updates from NZTA!

DAM ROAD IS OPEN (No Trailers)

BOAT PARK & TRAILERS

- The Boat Park will be accessible from 10am Friday 13th February.
- Trailers that arrive outside these times must park via Gate 2 on the right in D2 (SEE MAP Previous Slide)
- Please do not place boats on dumps on roads or walkways
- Please ensure there are NO overhangs of boats onto walkways or roads

During the regatta, the Boat Park is limited to competitors and coaches only

Should you need assistance, please approach any of the KRI volunteers in compliance to assist

Auckland College Sport

Karāpiro Rowing

ROWING NEW ZEALAND

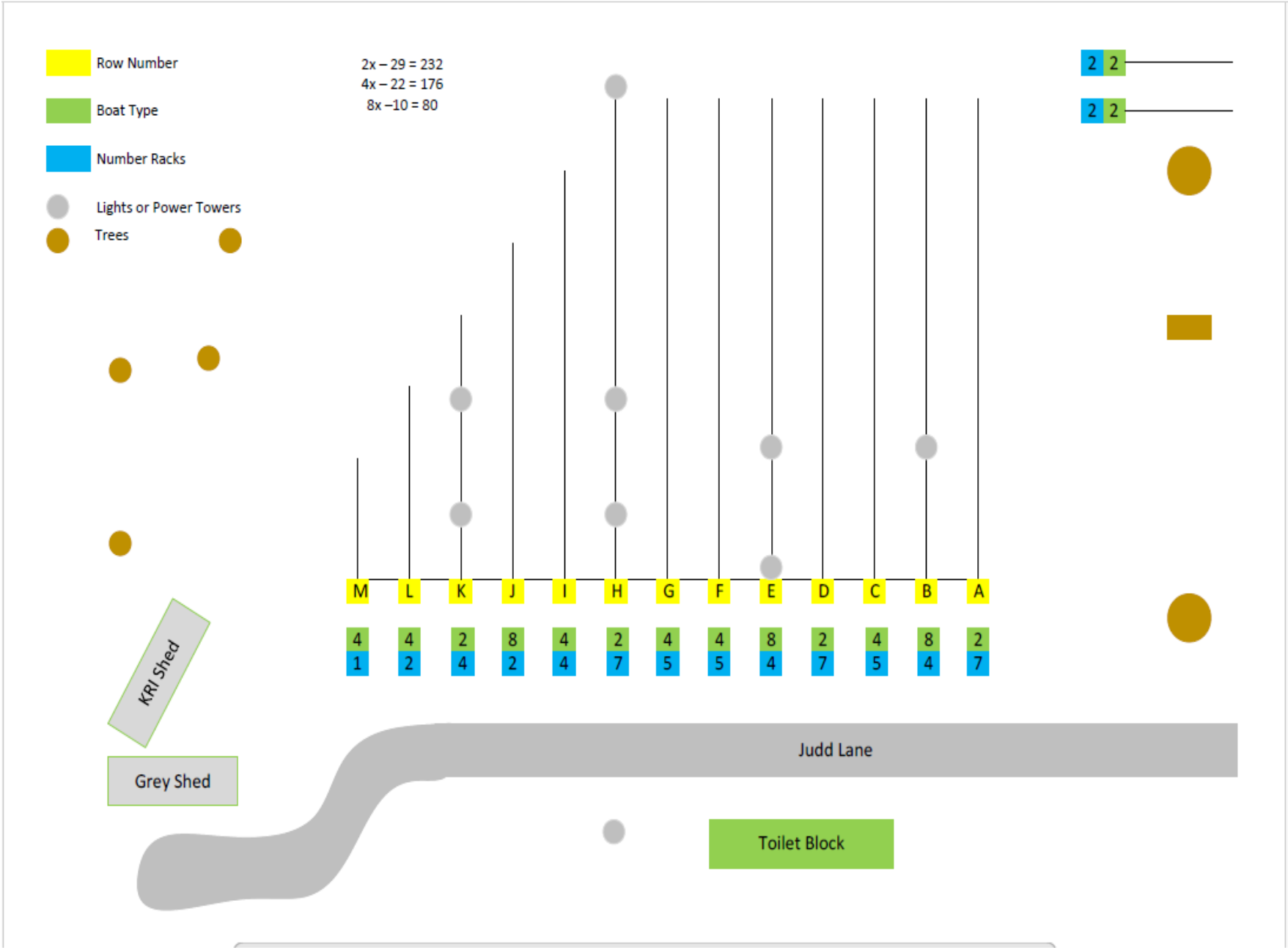
Row Number
Boat Type
Number Racks
Lights or Power Towers
Trees
2x – 29 = 232
4x – 22 = 176
8x –10 = 80
2 2
2 2
M L K J I H G F E D C B A
4 4 2 8 4 2 4 4 8 2 4 8 2
1 2 4 2 4 7 5 5 4 7 5 4 7
KRI Shed
Grey Shed
Judd Lane
Toilet Block

SQUAD TENTS

- Where space allows, each trailer can erect a 3x3 tent immediately adjacent to the boat trailer.

PLEASE BE COGNISANT OF YOUR NEIGHBOURS AND DO NOT ENCROACH ON THEIR AREA, ESPECIALLY WITH ERGS.

- Trailers allocated parking on the island of Judd Lane can erect a tent on the slope between the Upper and Lower Boat Park.

- Please do not erect any tents along the western side of Judd Lane, under the trees, as the branches are not secure.

- Please ensure all tents are securely tied down and guy ropes are not obstructing any walkways.

SPECTATOR TENTS

- Can be erected from midday Friday 13 February (to enable mowing of the bank)
- Only transparent bags containing rubbish and recycling will be accepted at the waste station (absolutely no black bags)
- If you have gas present in your tent, you MUST have a fire extinguisher readily available.
- Ensure all tent pegs are safely covered.
- Ensure no tent legs or guy ropes obstruct emergency access paths.
- Do NOT remove any bollards when accessing the area.
- Ensure all electrical equipment has been tagged and tested.
- **Tent Supply drop-off**: Please collect a pass from the Office.

No vehicle access along the Spectator Embankment is allowed from 30 min prior to the first race until after the last race. Please drop off food and supplies prior to the start of racing.

Any access outside these times the Safety Officer / Event Manager must be contacted.

Reminder that the entire venue is ALCOHOL free

Ceremonial

Ceremonial for CSA member schools will take place at the medal dais straight after each event.

If the medal presentation is missed, medals, badges and trophies will need to be collected from the CSA tent by the end of Sunday.

REGATTA CONTROL

PHONE CALLS: Don't ignore calls from 07 827 9222! Your crew could miss out on racing if you do.

CONDITIONS: Posted on the rowIT "profile" tab for each regatta

RACING PROGRAMME:

- Saturday heats. Sunday finals.
- **Race Intervals:**
  - 5-minute intervals for N18 and U15 heats. 4-minute intervals for all other heats.
  - Finals at 5 minutes (8 minutes between consecutive A finals)
- **Lanes (heats):** 9 lanes (6 lanes for U15/N18 Oct/Eights, 8 lanes for rest of U15/N18)
- **Lanes (finals):** 8 lanes for N18/U15. 9 lanes for everything else
- **Progressions:** "Next fastest": 1-3 crews progress from heats based on place then finals are filled by time

REGATTA CONTROL

Preliminary Heats:

- In events with 9 or fewer entries, a preliminary heat will be held
- Prelims are optional. But, if your crew does not intend to race in the prelim, you must let Regatta Control know you're opting out at least 60 mins before the start of the race.
  - **Ask for an opt-out form at the office – don't fill in a scratch form!**
- **If Regatta Control is not notified of an opt out and the crew does not turn up, the crew will be given a DNS penalty**
- Prelims are races for lane allocation; unplaced crews and those who opt out will be placed randomly in the remaining lanes
- If heats are running late, prelims may be cut. If finals are running late, straight finals may be cut. But we won't cut both!

Karāpiro Rowing

ROWING NEW ZEALAND

REGATTA CONTROL

MULTIPLE CREWS in an event?

- **Check the crew member names – don't guess!**
- Make sure your crews carry the correct bow number

CREW ALTERATIONS:

- Can be made on rowIT or at the tower
- Due no less than 60 minutes before published race start time
- Max of 50% of rowers (plus cox) can be substituted in any boat (includes medical subs). 50% is relative to the crew as entered.
- Make those scratchings! Let Regatta Control know, even if it's less than 60 mins before race - otherwise we will be searching for you.
- If you are scratching out of a final, PLEASE let us know in plenty of time so we can find somebody else to fill your spot!

Karāpiro Rowing

ROWING NEW ZEALAND

REGATTA CONTROL

Medical subs can be made within 60 mins of race with medical certificate from onsite medic or a qualified medical professional.

A **medical scratching** has no penalty ($0).

Potential outcomes of medical assessment by on-site medics:

a. **Cleared** to continue competing; or

b. Medical **Watch**: Not allowed to race until assessment is completed (can be released by onsite medic)

- If a watch has not been released prior to race, then crew will be medically scratched and not allowed on the water

c. Medical **Stand Down**: Not allowed to race (need clearance from registered medical practitioner to remove Stand Down)

- Must sub competitor out of all crews (or scratch)!

Karāpiro Rowing
ROWING NEW ZEALAND

MEDICAL WATCHES/STAND DOWNS

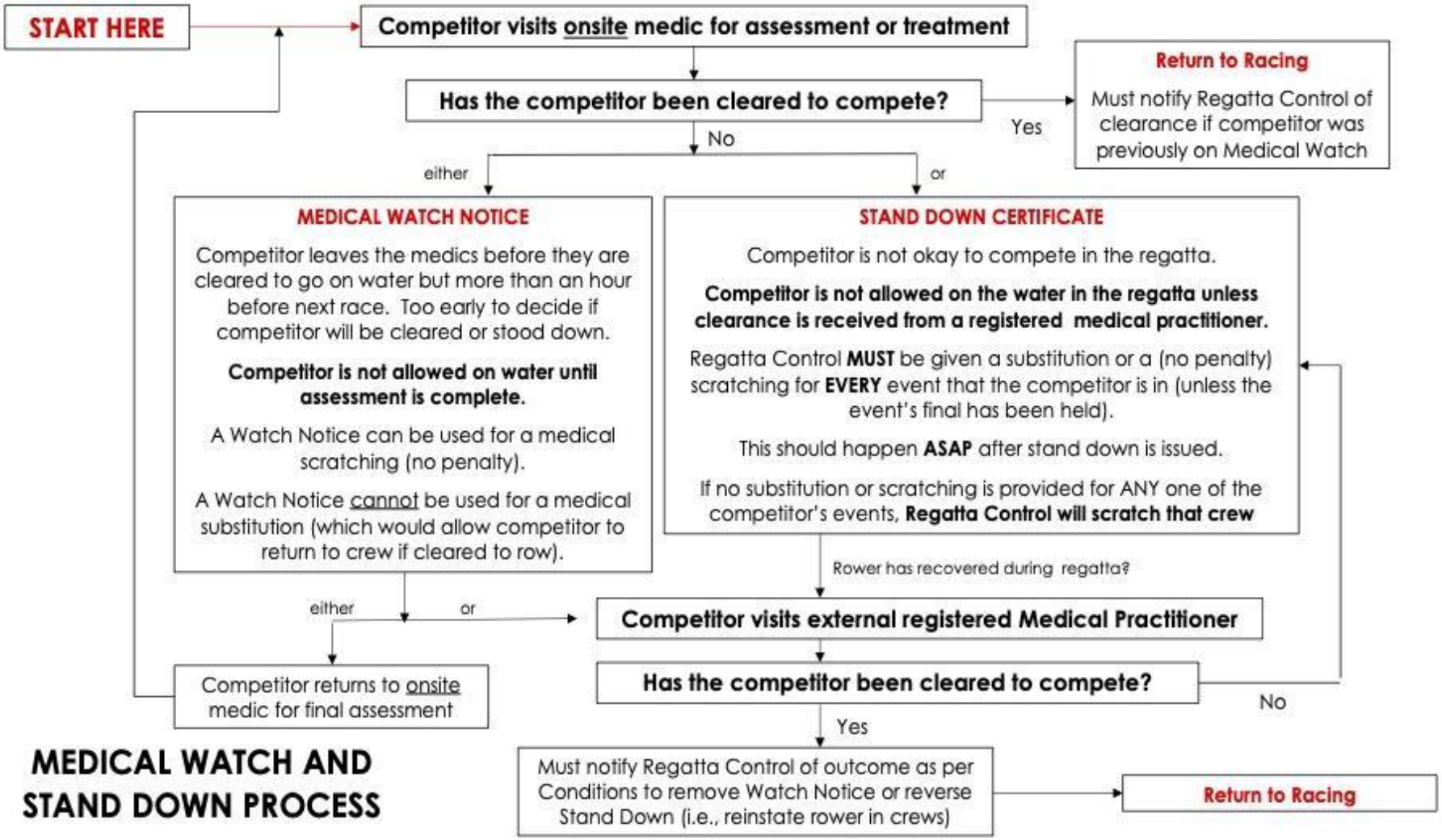

MEDICAL WATCH AND STAND DOWN PROCESS

CONTROL COMMISION

There will be NO calling of races. Presume the regatta is on time and be at the Start in good time for your race.

Boat compliance: 100% check!

- Hatch covers (to be in place as per rules, NO duct tape), heel restraints, quick release, bow balls, compartments empty
- Please check your own boats in the presence of our Compliance Licensed Officials
  - Boats may be checked at any time by the Officials!
  - IF A BOAT IS NON-COMPLIANT YOU WLL BE TOLD TO RETURN TO THE BOAT RACKS TO RECTIFY THE ISSUE.

Name checking of crews will be carried out

Coxswain armbands will also be checked

CONTROL COMMISION

Coaching During Racing and Technological Devices

RNZ Rule 65.1: It is prohibited for any person (other than the crew's coxswain) to give instructions, advice or directions to crew members that are racing, with any electric, electronic or other technical device, either directly or indirectly.

Regatta Conditions:

- Competitors and coaches must comply with Rule 65 of the Rules, noting Rule 65.3 that a crew receiving coaching while racing, with the use of a technological device, may be Excluded from the event.
- Under Rule 65.2.a of the **Rules**, the Organising Committee may require crews to carry on their boats such equipment as it considers desirable for the better promotion of the sport of rowing (e.g., mini-cameras, microphones, GPS, etc.) provided that such equipment is identical in weight and location for all boats in a race.

For Example:

Crews can carry or wear any devices on a boat, they can communicate with their crew or send data to the shore, but they CANNOT receive advice or guidance from the shore using a technological device. Those that do risk exclusion.

CONTROL COMMISION

LAUNCHING PONTOON AREA: Keep area clear of all belongings (e.g. shoes, oar carriers, loose blades). NO running on the pontoons and only 1 or 2 helpers for each boat to avoid overcrowding.

BOAT WEIGHING: There will be boat weighing at this regatta. However, scales will be available for test weigh-in

HOT SEATING: – at Pontoons – you must notify the Compliance Chief at the gazebo by the on-water pontoons of any hot swaps.

UNIFORM: Rowers must race in the colours of the entry entity i.e. club colours for crews entered by clubs, school colours for crews entered by schools.

COX WEIGH-IN

COX WEIGH-IN: takes place in the KRI shed (See MAP Slide 8)

- Coxswains must weigh in pursuant to Rule 19.5(a)(i) of the Rules **not less than one hour and not more than two hours before their first race on each day of the regatta**
  - A Yellow Card will be issued if late to weigh in
  - A no-show will result in Exclusion

- If the regatta is running behind time, the weigh-in time remains as per the published day sheet

COX WEIGH-IN

WRIST BANDS:

- Once weighed in the cox will be issued a wrist band. The coxswain needs to **keep this on for the regatta**.
- If the Cox has dead weight to carry the wristband is on their RIGHT wrist
- If the Cox has NO dead weight to carry the wristband will be on their LEFT wrist.

LIFE JACKETS:

- Ensure lifejackets are appropriate and of a good standard.

DEAD WEIGHT:

- Please ensure weights have no loose straps that can snag.
- If sharing weights, please ensure you re-tie them correctly.
- Ensure crews take their coxswain's weights with them AT ALL TIMES.
- It must not be connected in any way to a crew member, nor should it be composed such that it might impede their exit from the boat.
- It is to be placed in the boat as close as possible to the coxswain.
- In a bow-coxed boat, it must not be placed in front of the coxswain.

Karāpiro Rowing

ROWING NEW ZEALAND

ROWER CLOTHING

RNZ Rule 22.3 - Rowers' Clothing

Additional garments may be worn underneath the official uniform for reasons of comfort, safety, or modesty, provided that the official club or association uniform remains the outermost visible layer.

Note KRI local condition: Undergarments must be uniformly worn

- **If undergarments are worn, they must be the same for all those wearing them.**
- **Not all of the crew are required to wear undergarments, but if worn they must be identical**
- For example:
  - One rower could wear a long-sleeved white top under their row suit, and the rest of the crew can have no undergarments
  - If any other rower wears an undergarment, it must also be a long-sleeved white top to match the first rower

FLOW PATTERN

- **PONTOONS:** Ensure correct pontoon is used to enter or exit the water. The center pontoon will be a swing pontoon as advised by the Compliance Team
- **FLOW ROTATION**: Follow arrows as depicted on next slide
  - White buoy with a RED cross must be rounded. This is a NEW Buoy
  - The last GREEN buoy must be rounded to enter the Marshalling area
- **WARM DOWN AREA:** Will be available , CAUTION Camera Boats and crossing traffic
- **SOUTHERN LIMIT: 100m behind the Start is a buoy Line (weed wires) that MUST NOT BE CROSSED**
- **EMERGENCY PONTOON:** Outside Medical Rooms. For emergencies only

FLOW PATTERN
LAKE CLOSED TO THE PUBLIC

THE START

Please note: The start area is a QUIET ZONE!

WARM UP AREA GREEN BUOY LINE:

May be crossed West to East anywhere.

Never cross East to West, Southern Buoy **MUST** be rounded.

A CROSSING OF THE GREEN BOUY LINE IN AN EAST to WEST DIRECTION WILL INCUR A RED CARD AND EXCLUSION FROM YOUR RACE , NO EXCEPTIONS.

- **Warm Up Area:** Practise Starts allowed in the traffic direction shown
- **Holding Area** (orange buoy): Arrive here 5 mins before start time in lane order 1 to 9. Lane 1 goes in first
- **Marshalling Zone (the area from the Start Tower to the weed wire):** there are to be **NO** practise starts / pieces in this area. Its busy be aware of other boats.
- **No Entry Zone:** Do not go past the buoy line 100m to the south of the Start
- **Held start (the blocks):** Stern first into blocks and start backing close to pontoons
- **Entering the Start:** Please spend some time explaining to your rowers how to enter the start. It is expected your students know how to enter the start blocks during the regatta; crews unable to access the start run the risk of a Lane 0 row home
- **Procedure**: Quick Starts and Roll Call will be made as required. Crews are to be visible 5 mins before their race in the marshalling area behind the Start and held 2 mins before the start of their race. If not held at 2 mins, a Yellow Card may be issued
- **Boat Holders:** Will be present
- A video on the KRI website under "Coaching Resources" explains more about the Start process

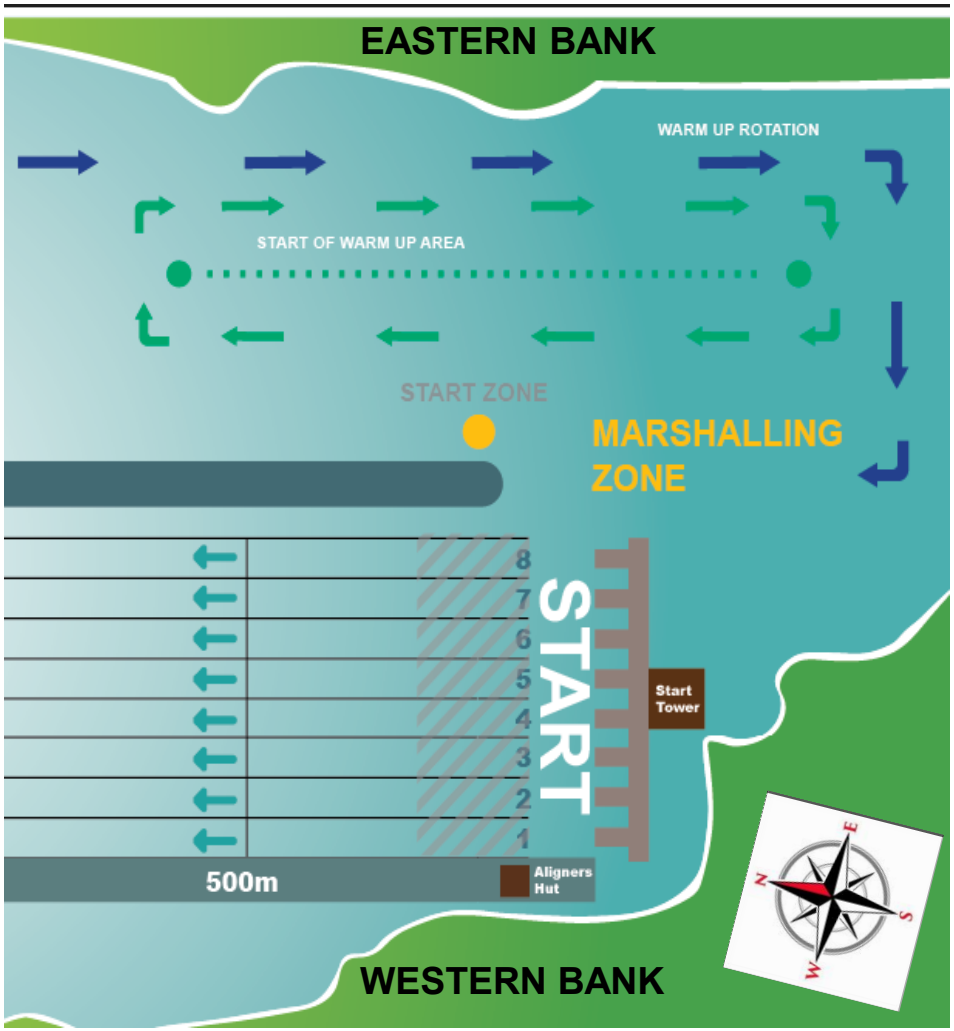

THE ROWING COURSE

START:

- There are no “Next Race” alphas displayed on the Start Tower as **they have moved to the end of the pontoon** – please inform your crews.
- They can also see which alpha is in the “blocks”.

FINISH:

- The FINISH is TWO lines of RED buoys, positioned two meters apart (1m each on either side of the finish line).
- The actual Finish line is not demarcated or visible to crews
- Please ensure crews continue rowing past the second line of finish buoys.

Karāpiro Rowing

ROWING NEW ZEALAND

SAFETY OFFICER UPDATE

WEATHER:

- **SATURDAY: Wind NE 11-15kph, Showers.**
- **SUNDAY: Wind SE 10-30kph, Chance of showers**
- **MEDICAL:**
  The Medical Team will be in the First Aid room **(see Flow Rotation Map)**

- **MEDICAL OVERSIGHT FROM SAFETY:**
  Oversight extends from On water to Off water.
  If a crew misses a race, Safety will not contact Coach / Adult Safety Officer
  If there is a Medical Event on the water, Safety will do its utmost to contact Coach / Adult Safety Officer and advise.

ANY QUESTIONS / QUERIES, PLEASE RING SAFETY OFFICER

TRAINING

FRIDAY 13th FEBRUARY 10am – 5pm : **Supervised** Training will be available

We need volunteers to man Safety Boats.

- Must have: suitable clothing for the conditions / Closed-in toe shoes (clogs permitted with heel strap up)
- Full briefings and equipment supplied.

Please contact the Safety Officer ASAP if you intend to utilize this training opportunity.
Introduce yourself at the Numbers Hut. Bow numbers will be required.

SATURDAY 14th – SUNDAY 15th FEB:

- **Morning Training before Racing (Sunrise 06:45):** Lake is closed to the public from 5am; regatta rotation is in effect. Crews can train until 7.15am.

  The Safety Officer must be notified by text when you proceed on the water and when you are back ashore.
- **End of Day Training (Sunset 20:18):** Lake open to the public from 6pm; crews can train after this time complying with the RNZ Water Safety Code.
- **Lake OPEN to Public:** When the Lake is open to the public, the flow rotation reverses; see next slide.

TRAINING DURING RACING: Training is allowed in Zone 3 (from the pontoons to the dam, around the pylons) during the regatta. A bow number will be required to be on the lake. See Chief Compliance at the Numbers Hut.

- If crews wish to go for a row outside the confines of the course, the Safety officer **MUST** be contacted and briefed on the procedure

Auckland College Sport

Karāpiro Rowing

ROWING NEW ZEALAND

FLOW PATTERN
LAKE OPEN TO THE PUBLIC

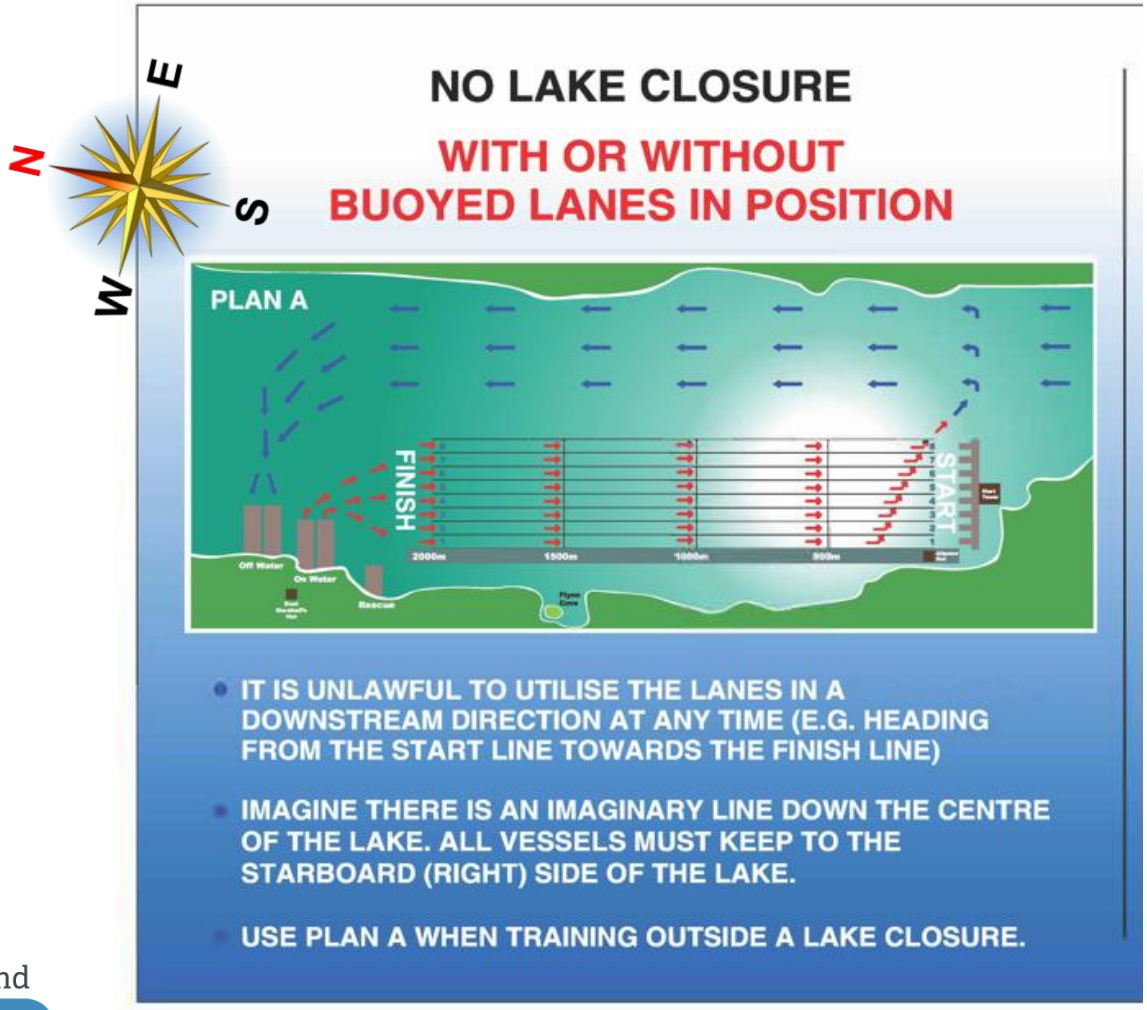

Auckland College Sport

Karāpiro Rowing

ROWING NEW ZEALAND

SAFETY OFFICER UPDATE

- **FINISH**

  Please remind crews **NOT** to lie down in the boat after finishing their race. We are very vigilant of crew member welfare post-race.

- **ASSISTANCE IN EVENT OF CAPSIZE**

  Our Safety Team will first ensure the welfare of a capsized crew and will then clear the course.

  The Safety team will assist crews into their boat and they can complete the race if they so wish.

- **EVACUATION POINT**

  If an incident occurs requiring an evacuation of the complex, it will be announced over WhatsApp and the PA system both in the Boat Park and on the Bank.

  ALL attendees are to evacuate up the hill toward the camping ground or car park areas.

Karāpiro Rowing

ROWING NEW ZEALAND

PARA ROWERS

- If you are entering a Para rower to row in non-Para events, please contact regattacontrol@karapirorowing.com to ensure that the Safety Officer is informed prior to the regatta

PERSONAL/SAFETY

- **TEMPERATURE:** Hot! Be appropriately dressed
- **STUDENT WELFARE:** Hydration/food/ Infectious diseases
- **MEDICAL CONDITIONS:** Please ensure competitor medical conditions are updated accurately in rowIT.
  - If a rower requires an electronic device for Medical reasons, please advise the Chief Safety Officer (see Rule 65.2.b).
- **EPI-PENS:** If required, please ensure they are carried by students.
- **UNSPORTSMANLIKE BEHAVIOUR:** Please refrain from using bad language on the water and ensure that ALL officials and volunteers are treated with respect.
- **MEASLES / INFECTIOUS DISEASES:** Please be vigilant and follow the instructions sent.
- **AGLAE BLOOM:** There are no signs of any issues with Algae Bloom in Lake Karapiro.

REMINDERS

- Compliant bow balls / heel restraints / hatch covers
- Traffic flow rotation
- Green Bouy Line crossing , A collision or an incident at ALL our Regattas this season. ITS DANGEROUS . DO NOT CROSS ESAT TO WEST always go round the last green buoy.
- Limited race calling , ensure you are on time and allow sufficient time
- ALL boats and equipment must be washed down on departure.
- Coaches ANY ISSUES please talk to us early rather than later!
- There were many examples in the presentation of important information, Traffic, Parking, Rubbish , Rules of the Regatta, Regatta Control and Safety.

ENSURE ALL THIS INFORMATION IS PASSED ON TO YOUR COACHES, CREWS AND PARENTS! POINT THEM TO THE PRESENTATION AND CONDITIONS POSTED ONLINE….

Notable Changes & Updates

Cox Weigh-In: Coxes are required to weigh in before their first event on EACH day of the regatta

Please be aware that Mighty River Domain amenities (e.g., boat park toilets) close once racing is complete

One row of boat racks will be marked "please clear all boats after College Sport Junior Regatta" as we need to change the configuration of the racks for NZ Champs

QUESTIONS

Contact Details:

OPERATIONS: Carol
Email: operations@karapirorowing.com
Phone: 027 506 6544

CHIEF SAFETY OFFICER: Greg
Email: safety@karapirorowing.com
Phone: 027 336 0873

BOAT PARK MANAGER: David
Email: boatpark@karapirorowing.com
Phone: 021 810 182

This presentation will be on the KRI website after the meeting.

Karāpiro Rowing
ROWING NEW ZEALAND